
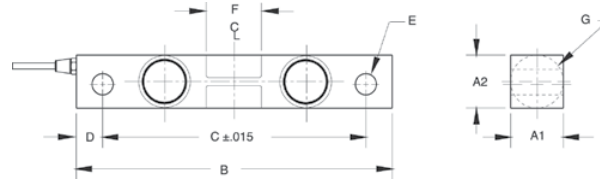





**RL75016 WHE** Double-Ended Beam, Stainless Steel, Hermetically Sealed, IP66/68



Picture is a representation of actual product



**SPECIFICATIONS**

<p><b>Full Scale Output:</b> 3.0 mV/V</p> <p><b>Output Resistance:</b> 699-707 ohms</p> <p><b>Input Resistance:</b> 686-714 ohms</p> <p><b>Material/Finish:</b> Stainless steel</p>	<p><b>Temperature:</b> Compensated range 0°F to 150°F/-18°C to 65°C</p> <p><b>Safe Overload:</b> 150% Full scale</p> <p><b>Safe Sideload:</b> 100% Full scale</p> <p><b>Rated Excitation:</b> 10V DC (15V maximum)</p>	<p><b>Total Error:</b> 0.03% Full scale</p> <p><b>Insulation Resistance:</b> &gt;2000 megohms</p> <p><b>Seal Type:</b> Hermetically sealed, IP66/68</p> <p><b>Cable Length:</b> 25 ft/7.6 m</p> <p><b>Cable Diameter:</b> .200 polyurethane jacket</p>	<p><b>Cable Color Code:</b> Red..... + Excitation Black..... - Excitation Green..... + Signal White..... - Signal</p> <p><b>Warranty:</b> Two-year limited warranty</p> <p><b>Approvals:</b>   </p>
---	--	--	--

**DIMENSIONS**

RATED CAPACITY	A1	A2	B	C	D	E	F	G	CONDUIT ADAPTER
<b>lb/inches</b>									
1000-5000	1.22	1.22	7.50	6.25	.62	.50	1.12	1.25	1/2-14 NPT
10,000-25,000	1.44	1.94	8.75	7.50	.62	.81	1.62	1.99	1/2-14 NPT
<b>kg/mm</b>									
453.6-2268.0	31.0	31.0	190.5	158.8	15.7	12.7	28.4	31.8	—
4535.9-11,339.8	36.6	49.3	222.3	190.5	15.7	20.6	41.1	50.5	—

**ORDER INFORMATION**

LOAD RATING		PART #	PRICE
1000 lb	(453.6 kg)	67043	Consult
1500 lb	(680.4 kg)	67044	Consult
2000 lb	(907.2 kg)	67045	Consult
2500 lb	(1124.0 kg)	67046	Consult
5000 lb	(2268.0 kg)	67047	Consult
10,000 lb	(4535.9 kg)	67048	Consult
15,000 lb	(6803.9 kg)	67049	Consult
20,000 lb	(9071.8 kg)	67050	Consult
25,000 lb	(11,339.8 kg)	67051	Consult

**INTERCHANGEABLE PRODUCTS**

MANUFACTURER	MODEL	PAGE #
Rice Lake Weighing Systems	RL75016 SS*	149
VPG Sensortronics	65016W	313
VPG Sensortronics	65016WH	314

\*Environmentally sealed, IP67

**WEIGH MODULE AVAILABLE**

MANUFACTURER	MODEL	PAGE #
Rice Lake Weighing Systems	RL1600 Series	86 and 88

RICE LAKE WEIGHING SYSTEMS